


# Manitoba had the highest workplace injury rate\*

2.4% of employees were seriously hurt.




 **APRIL 28<sup>TH</sup>**  
NATIONAL DAY OF MOURNING  
JOUR NATIONAL DE DEUIL

\* Based on 2013 data from the Association of Workers' Compensation Boards of Canada.

# BC had the 2<sup>nd</sup> highest workplace injury rate\*


2.2% of employees were seriously hurt.



\* Based on 2013 data from the Association of Workers' Compensation Boards of Canada.

# Ontario had the lowest workplace injury rate\*

Just 0.8% of all employees got hurt.



 **APRIL 28<sup>TH</sup>**  
NATIONAL DAY OF MOURNING  
JOUR NATIONAL DE DEUIL

\* Based on 2013 data from the Association of Workers' Compensation Boards of Canada.

# Men are **TWICE AS LIKELY** to get injured at work as women.

Nationally, men make up **two-thirds** of injured workers. This varies from 56% in Atlantic Canada to 73% in Nunavut and NWT.




**APRIL 28<sup>TH</sup>**  
NATIONAL DAY OF MOURNING  
JOUR NATIONAL DE DEUIL

\* Based on 2013 data from the Association of Workers' Compensation Boards of Canada.

# What are the **MOST DANGEROUS** places to work in Canada?

- 1. HEALTH & SOCIAL SERVICES:**  
with **40,800** or **17%** of all time-loss injuries.
- 2. MANUFACTURING:**  
with **36,400** or **15%** of time-loss injuries.
- 3. CONSTRUCTION:** with **27,460** or **11.4%** ...



\* Based on 2013 data from the Association of Workers' Compensation Boards of Canada.